

# D6R2

## Track-Type Tractor



### Engine – Standard and XL/LGP

Engine Model	Cat® C9 ACERT™	
Emissions	China Nonroad III and equivalent to U.S. EPA Tier 3/ EU Stage IIIA emission standards	

### Net Power (Maximum) – Standard

ISO 9249/SAE J1349	162 kW	218 hp
ISO 9249/SAE J1349 (DIN)		220 hp

### Net Power (Maximum) – XL/LGP

ISO 9249/SAE J1349	176 kW	236 hp
ISO 9249/SAE J1349 (DIN)		239 hp

### Weights

Operating Weight – Standard	18 984-19 448 kg	41,853-42,875 lb
Operating Weight – XL	19 914-19 969 kg	43,903-44,024 lb
Operating Weight – LGP	21 661 kg	47,754 lb

## D6R2 Features

### Ease of Operation

*An updated cab provides greater visibility and comfort to help your operators work more productively. Single twist tiller control and optional automatic machine settings help reduce operator effort for greater efficiency.*

### Performance

*A Cat C9 ACERT engine gives you the horsepower you need to doze through tough conditions. The new two-pump hydraulic system means you can count on simultaneous blade response and steering performance for greater precision and maneuverability. Differential Steering increases the speed of one track while slowing the other one down to give you exceptional turning, even with a full blade load.*

### Durability

*Caterpillar elevated sprocket design offers added durability and optimum machine balance. Forestry, Waste Handling, and Cold Weather arrangements offer added features and protection to take on especially harsh environments.*

## Contents

Operator Environment.....	4
Power and Performance.....	6
Equipped for the Job .....	8
Integrated Technologies.....	10
Special Arrangements .....	11
Serviceability and Customer Support.....	12
Specifications.....	14
Standard Equipment.....	20
Optional Equipment.....	21
Notes.....	22





**The Cat D6R2 dozer comes to your job site backed by more than 100 years of track-type tractor experience. Caterpillar designs and builds the integrated engine and power train to work together to give you maximum productivity, efficiency and reliability. Features like two-pump hydraulics and differential steering bring you a new level of versatility and maneuverability. From rugged structures to operator comfort, the D6R2 is a world-class dozer built to help you produce high quality work in a variety of applications.**



An updated cab, with an Integrated Roll Over Protection Structure (ROPS), gives operators greater all around visibility to enhance safety and productivity. It offers a quieter interior, with improved pressurization to help keep dust out for a cleaner operating environment. The standard suspension seat offers eight operator adjustments and adjustable armrests for greater comfort. The seat also features an integrated, retractable 76 mm wide (3 in) seat belt for enhanced safety.

The redesigned instrument panel has easy-to-read gauges showing fuel level and engine speed, as well as temperature levels for power train oil, hydraulic oil and engine coolant.

The updated Cat Electronic Monitoring System has three levels of machine monitoring and warnings. Lights and/or alarms keep operators informed about conditions like restrictions to engine intake air, power train or fuel filters or water in the fuel.


# Operator Environment

## Comfort and productivity

### Implement and Steering Controls

D6R2 controls are ergonomically designed for low-effort and ease of operation.

- The operator uses a single handle control to perform all direction and gear selection for ease of operation.
- The tiller bar control allows the operator to work more precisely in close areas around structures, obstacles on the site and other machines.
- Change gears up or down with the touch of a button.
- Engine throttle speed is controlled by simply using a rotary dial.
- Setting the engine throttle dial to the optional Auto Shift mode allows you to operate machine with two additional ground speeds. Auto Shift enables the machine to automatically down shift to the most efficient gear based on load. This helps you save fuel and increase productivity.
- Optional bi-directional control allows the operator to dial to preselected forward/reverse gears for reduced operator effort and improved efficiency.
- Pilot hydraulic implement controls reduce operator effort and offer more consistent, precise and responsive operation.
- Implement Lock-Out prevents inadvertent operation of hydraulic attachments.



- 1) Tiller bar
- 2) Standard engine throttle control
- 3) Engine throttle control with optional Auto Shift
- 4) Optional bi-directional control
- 5) Implement lockout



# Power and Performance

Designed to get the job done

## Engine

Precise controls on the Cat C9 ACERT engine optimize power and fuel efficiency while reducing emissions.

## Planetary Power Shift Transmission

The proven, electronically controlled transmission features three speeds forward and three speeds reverse. The Auto Shift option enables two additional ground speeds for five working speeds forward and four working speeds reverse. Large diameter, high capacity, oil-cooled clutches provide higher torque capacity and increase service life. Modular components offer easy service access.

## Cooling System

A larger fan and updated aluminum bar plate cooling system is more efficient than the previous model and gives you better cooling capability to handle high ambient conditions.



### **Differential Steering**

Differential Steering increases the speed of one track while slowing the other one down to give you exceptional turning, even with a full blade load. This provides greater maneuverability and faster cycle times. You also get better load capacity, power and speed control in soft underfoot conditions.

### **Two-Pump Hydraulic System**

New dedicated implement and steering pumps mean you can count on simultaneous blade response and steering performance. This gives you precision and maneuverability that is especially beneficial for working in close quarters on construction sites or land clearing.

### **Load Sensing Hydraulics**

Field-proven system senses load and uses a variable displacement piston pump to continuously adjust implement hydraulic power for maximum efficiency.

### **Torque Divider**

A single stage torque divider sends 70 percent of engine torque through a converter and the other 30 percent through a planetary gear set so you get more power to the ground.



# Equipped for the Job

## Tough from the inside out



### Structures

The foundation of every Cat dozer is a rugged mainframe built to absorb high impact shock loads and twisting forces. Castings add strength to the main case and equalizer bar saddle.

A modular design allows easy installation and removal of major components for service/rebuild.

The pinned pivot shafts connect the mainframe and roller frames for independent oscillation. This provides strength and excellent ground clearance. The machine is able to better follow ground contours for maximum traction and operator comfort.

### Bulldozers

L-shaped push arms give you an advantage over diagonal brace designs by bringing the blade closer to the machine. This gives you better balance, maneuverability and blade penetration. The design also gives you lateral stability and better cylinder positions for constant pryout capability regardless of blade height. The trunnion joint design requires no adjustments to keep the blade tight.

Dozer blades are manufactured from high tensile strength steel, with a robust multi-cell design to stand up to the most severe applications. The moldboard is highly abrasion resistant to prevent wear-through. Hardened bolt-on cutting edges and end bits give you better penetration and can be rotated and/or replaced for even longer blade service life. **Semi-Universal, Straight and Angle Blades** are available, as well as special blades for landfill and land clearing applications.







### Rear Implements

A three-shank fixed parallelogram-type ripper is available with curved or straight ripper shanks. An updated design has fewer grease points for reduced maintenance and longer service life.

Rear counterweights optimize balance for backing up steep slopes or increasing performance in heavy dozing applications.

Choose a drawbar for towing and recovery, or outfit your D6R2 with a winch.

Please consult your Cat dealer for available options to best suit the types of work you do.

### Undercarriage

The elevated sprocket design helps protect major components from harsh impacts and provides a modular design for convenient service. The operator has excellent sight lines to the blade, sides and back of the machine. The center of gravity remains low, offering excellent stability, balance and traction.

Heavy Duty undercarriage, with lifetime lubricated track/carrier rollers and idlers, is standard on the D6R2. The components are designed for extended wear life in abrasive or high impact conditions like forestry, side slopes or working in rocky terrain. Or, choose SystemOne™ undercarriage (XL and LGP tractors) designed to work and wear as a system for longer life and lower costs in abrasive or low/moderate impact applications.

A broad choice of track shoe designs and widths help you further optimize your machine for performance and longer life.



# Integrated Technologies

## Monitor, manage and enhance job site operations



### LINK Technologies

LINK technologies, like Product Link™\*, are deeply integrated into your machine and wirelessly communicate key information, including location, hours, fuel usage, idle time and event codes.

### Product Link/VisionLink®\*

Manage equipment with real-time data and performance information to help make timely, decisions that can boost job site efficiency and productivity, and lower costs. Analysis and scheduling tools help you track routine maintenance and plan for service procedures. And if a problem arises, operators can quickly assess the issue and take appropriate action to minimize service costs and downtime.

Whether you're in your office or on the job site, you can easily access data about your machine or fleet via the online VisionLink user interface from your computer or mobile device.

*\*Product Link/VisionLink mobile not available in all areas. Please consult your Cat dealer.*

### GRADE Technologies

GRADE technologies combine digital design data and in-cab guidance to help you reach target grade quickly and accurately, with minimal staking and checking. That means you'll be more productive, complete jobs faster, in fewer passes, using less fuel, at a lower cost.

### Cat AccuGrade™

AccuGrade is an optional dealer-installed grade control system that provides automated blade slope and elevation control, improving productivity and accuracy by up to 50 percent over conventional methods. Real-time in-cab guidance indicates precisely where to work and how much to cut or fill, helping operators work more confidently and get to grade faster, in fewer passes, using less material, fuel, and costs. Choose from 2D laser systems for flat planes and slopes, and 3D satellite (GNSS) for large complex designs or total station (UTS) control for fine and finish grading. 3D systems eliminate staking, checking, and ground crews, making the job site safer and more cost effective.



# Special Arrangements

Purpose-built for performance



Your D6R2 can be specially equipped from the factory to perform in the toughest applications.

## Forestry Attachments

- Optional sweeps help protect the cab, top and sides of the machine.
- Screens give added operator protection to cab windows and doors and open canopy environments (ISO 8084).
- Additional guarding helps protect machine structures from heavy debris.
- The cooling system is designed for high debris environments, with easy access for cleanout.

## Cold Weather Arrangement

- Reversible fan allows manual adjustment of air flow through the radiator.
- Heavy duty battery and alternator for added cold start capability.
- Solid hood for added protection against snow and ice.
- Arctic cab with dual pane glass, as well as optional heated suspension seat, offer greater operator comfort in extreme cold.
- Oils and final drive seals are designed to stand up to extreme cold conditions.

## Waste Handler

- Specialized guarding, striker bars and seals help protect the machine from impact and airborne/wrapping debris.
- The cooling system and thermal shielding on the engine are designed for high debris environments and easy access for cleanout.
- Specialized air handling features help deliver cleaner air to the machine.
- Landfill blades and center-hole track shoes help you optimize your waste handler for the job.



## Serviceability and Customer Support

When uptime counts


### Ease of Service

The D6R2 is designed for ease of repair and maintenance so you can spend less time on service and more time on the job.

To make daily inspections and routine maintenance more convenient, service points are grouped and sight gauges let you inspect fluid levels at a glance. Service point locations are consistent across Cat tractor models to help save you even more time. High efficiency fuel filters have water-in-fuel sensors to add to fuel system robustness.

Updated design places the alternator in an elevated location for added protection, especially in wet, sandy conditions.

The air conditioning condenser is now mounted externally on top of the cab. This increases heating/ventilation/air conditioning capability, while improving engine cooling and serviceability.



## Cat EMSolutions (Equipment Management Solutions)

EMSolutions lets you take control of your fleet with a solution specific to your equipment management needs. Comprehensive equipment management – combined with the knowledge and expertise of your Cat dealer – can provide ways to help you achieve gains that go straight to your bottom line.

- Improve availability
- Reduce owning and operating costs
- Streamline maintenance practices
- Maximize equipment life
- Increase resale value


Consisting of five levels of support, from remote access to equipment data to complete, proactive management of your fleet, EMSolutions allows you to choose the amount of support that's right for you.

## Renowned Cat Dealer Support

Knowledgeable Cat dealers have a global reputation for providing outstanding sales and service. When you need repairs, Cat dealers and our Caterpillar distribution network excel at getting you the right parts you need quickly. Maximize your equipment investment with a Customer Support Agreement tailored to meet your business needs. Take advantage of preventive maintenance programs like Custom Track Service, Scheduled Oil Sampling (S-O-S<sup>SM</sup>) analysis, and guaranteed maintenance contracts. Cat dealers can even help you with operator training to help boost your profits.

Your Cat dealer can also help you maximize your equipment investment with services like Cat Reman\* parts and Cat Certified Rebuilds. Remanufactured parts offer you the same warranty and reliability as new parts at a fraction of the cost. A Certified Rebuild gives a “second life” for your machine, incorporating the latest engineering updates so you end up with a like-new dozer and a new machine warranty. Caterpillar strives to provide customers the lowest owning and operating costs over the life of their machine.

*\*Please contact your Cat dealer for Reman availability in your area.*



# D6R2 Track-Type Tractor Specifications

## Engine – Standard

Engine Model	Cat C9 ACERT	
Emissions	China Nonroad III and equivalent to U.S. EPA Tier 3/EU Stage IIIA emission standards	
Engine Power (Maximum)		
SAE J1995	168 kW	225 hp
ISO 14396	166 kW	222 hp
ISO 14396 (DIN)		225 hp
Engine Speed	1,300 rpm	
Net Power (Rated)		
ISO 9249/SAE J1349	147 kW	196 hp
ISO 9249/SAE J1349 (DIN)		199 hp
80/1269/EEC	147 kW	196 hp
Rated Engine Speed	1,850 rpm	
Net Power (Maximum)		
ISO 9249/SAE J1349	162 kW	218 hp
ISO 9249/SAE J1349 (DIN)		220 hp
80/1269/EEC	162 kW	218 hp
Engine Speed	1,300 rpm	
Bore	112 mm	4.4 in
Stroke	149 mm	5.9 in
Displacement	8.8 L	537 in <sup>3</sup>

- Net power advertised is the power available at the flywheel when engine is equipped with a fan at maximum speed, air cleaner, muffler, alternator.
- No deratings required up to 2286 m (7,500 ft) altitude. Automatic derating occurs after 2286 m (7,500 ft).

## Engine – XL/LGP

Engine Model	Cat C9 ACERT	
Emissions	China Nonroad III and equivalent to U.S. EPA Tier 3/EU Stage IIIA emission standards	
Engine Power (Maximum)		
SAE J1995	181 kW	243 hp
ISO 14396	179 kW	240 hp
ISO 14396 (DIN)		243 hp
Engine Speed	1,300 rpm	
Net Power (Rated)		
ISO 9249/SAE J1349	153 kW	206 hp
ISO 9249/SAE J1349 (DIN)		209 hp
80/1269/EEC	153 kW	206 hp
Engine Speed	1,850 rpm	
Net Power (Maximum)		
ISO 9249/SAE J1349	176 kW	236 hp
ISO 9249/SAE J1349 (DIN)		239 hp
80/1269/EEC	176 kW	236 hp
Engine Speed	1,300 rpm	
Bore	112 mm	4.4 in
Stroke	149 mm	5.9 in
Displacement	8.8 L	537 in <sup>3</sup>

- Net power advertised is the power available at the flywheel when engine is equipped with a fan at maximum speed, air cleaner, muffler, alternator.
- No deratings required up to 2286 m (7,500 ft) altitude. Automatic derating occurs after 2286 m (7,500 ft).

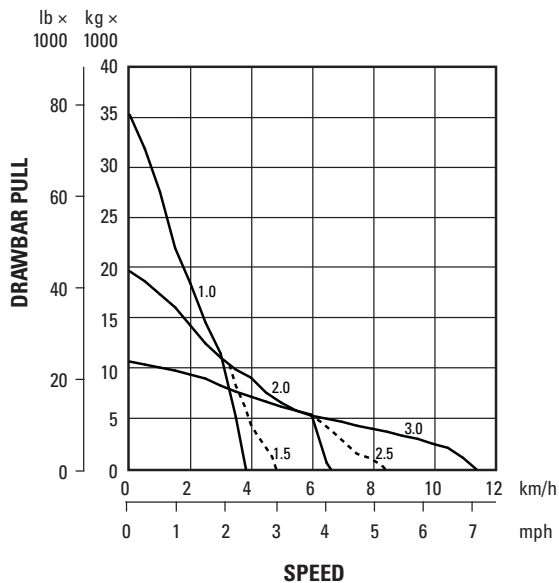
# D6R2 Track-Type Tractor Specifications

## Transmission

1.0 Forward	3.8 km/h	2.4 mph
1.5 Forward*	4.8 km/h	3.0 mph
2.0 Forward	6.5 km/h	4.0 mph
2.5 Forward*	8.4 km/h	5.2 mph
3.0 Forward	11.4 km/h	7.1 mph
1.0 Reverse	4.8 km/h	3.0 mph
1.5 Reverse*	6.2 km/h	3.9 mph
2.0 Reverse	8.4 km/h	5.2 mph
2.5 Reverse*	8.4 km/h	5.2 mph
3.0 Reverse	14.5 km/h	9.0 mph

\*With optional AutoShift selected

## Drawbar – D6R2 Standard (China Nonroad III/Tier 3/ Stage IIIA)

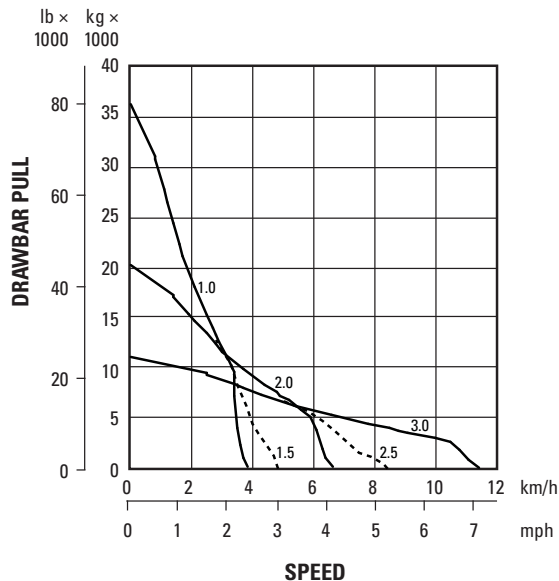


### KEY

- 1.0 – 1st Gear
- 1.5 – 2nd Gear, additional speed with Auto Shift engaged
- 2.0 – 2nd Gear
- 2.5 – 3rd Gear, additional speed with Auto Shift engaged
- 3.0 – 3rd Gear

**NOTE:** Usable pull will depend upon weight and traction of equipped tractor.

## Drawbar – D6R2 XL and LGP (China Nonroad III/ Tier 3/Stage IIIA)



### KEY

- 1.0 – 1st Gear
- 1.5 – 1st Gear, additional speed with Auto Shift engaged
- 2.0 – 2nd Gear
- 2.5 – 2nd Gear, additional speed with Auto Shift engaged
- 3.0 – 3rd Gear

**NOTE:** Usable pull will depend upon weight and traction of equipped tractor.

# D6R2 Track-Type Tractor Specifications

## Service Refill Capacities

Fuel Tank	424 L	112.0 gal
Cooling System	59.4 L	15.7 gal
Engine Crankcase	28 L	7.4 gal
Power Train	146 L	38.6 gal
Final Drives (each)	13.5 L	3.6 gal
Pivot Shaft	5 L	1.3 gal
Hydraulic Tank	51.5 L	13.6 gal
Roller Frames (each)	24.6 L	6.5 gal

## Weights

Operating		
D6R2 (S)	18 984 kg	41,853 lb
D6R2 (SU)	19 066 kg	42,033 lb
D6R2 (A)	19 448 kg	42,875 lb
D6R2 XL (SU)	19 914 kg	43,903 lb
D6R2 XL (A)	19 969 kg	44,024 lb
D6R2 LGP (S)	21 661 kg	47,754 lb
Shipping		
D6R2	16 209 kg	35,735 lb
D6R2 XL	16 820 kg	37,082 lb
D6R2 LGP	18 720 kg	41,270 lb

- Operating weight includes lubricants, coolant, full fuel tank, standard track, ROPS cab, air conditioner, hydraulic controls, blade, drawbar and operator.
- Shipping weight includes lubricants, coolant, 10% fuel tank, standard track, ROPS cab, air conditioner and hydraulic controls.

## Undercarriage – Standard

Shoe Type	Moderate Service	
Width of Shoe	560 mm	22.0 in
Grouser Height	65 mm	2.6 in
Shoes per Side	39	
Track Rollers per Side	6	
Track Pitch	203 mm	8.0 in
Oscillation at Front Idler	86 mm	3.4 in
Track Gauge	1880 mm	74.0 in
Length of Track on Ground	2664 mm	104.9 in
Ground Contact Area	2.98 m <sup>2</sup>	4,625 in <sup>2</sup>
Ground Pressure (ISO 16754)		
S – Blade	62.4 kPa	9.0 psi
SU – Blade	62.6 kPa	9.1 psi
A – Blade	63.9 kPa	9.3 psi

## Undercarriage – XL

Shoe Type	Moderate Service	
Width of Shoe	560 mm	22.0 in
Grouser Height	65 mm	2.6 in
Shoes per Side	41	
Track Rollers per Side	7	
Track Pitch	203 mm	8.0 in
Oscillation at Front Idler	95 mm	3.7 in
Track Gauge	1880 mm	74.0 in
Length of Track on Ground	2871 mm	113.0 in
Ground Contact Area	3.22 m <sup>2</sup>	4,984 in <sup>2</sup>
Ground Pressure (ISO 16754)		
SU – Blade	60.7 kPa	8.8 psi
A – Blade	60.9 kPa	8.8 psi

## Undercarriage – LGP

Shoe Type	Moderate Service	
Width of Shoe	915 mm	36.0 in
Grouser Height	65 mm	2.6 in
Shoes per Side	45	
Track Rollers per Side	8	
Track Pitch	203 mm	8.0 in
Oscillation at Front Idler	112 mm	4.4 in
Track Gauge	2286 mm	90.0 in
Length of Track on Ground	3275 mm	128.9 in
Ground Contact Area	5.99 m <sup>2</sup>	9,290 in <sup>2</sup>
Ground Pressure (ISO 16754)		
SLGP – Blade	35.4 kPa	5.1 psi



# D6R2 Track-Type Tractor Specifications

## Rippers

Type	Fixed Parallelogram	
Number of Pockets	3 – Multiple Shank	
Overall Beam Width	2190 mm	86.2 in
Weight with Standard Shanks	1644 kg	3,624 lb
Maximum Penetration	500 mm	19.7 in
Maximum Penetration Force	65.6 kN	14,747 lbf
Pry-out Force	116.5 kN	26,190 lbf

## Hydraulic Controls

Pump Type – Implements	Variable Displacement Piston	
Pump Type – Steering	Variable Displacement Piston	
RPM at Rated Engine Speed – Implement	1,961 rpm	
RPM at Rated Engine Speed – Steering	2,257 rpm	
Pump Output – Implement	188 L/min	49.7 gal/min
Pump Output – Steering	184 L/min	48.6 gal/min
Lift Cylinder Flow	214 L/min	56.5 gal/min
Tilt Cylinder Flow	90 L/min	23.8 gal/min
Ripper Cylinder Flow	214 L/min	56.5 gal/min
Maximum Operating Pressures		
Bulldozer Lift Cylinder	19 300 kPa	2,799 psi
Bulldozer Tilt Cylinder	19 300 kPa	2,799 psi
Ripper Lift Cylinder	19 300 kPa	2,799 psi
Steering	40 500 kPa	5,874 psi
Main Relief Valve		
Pressure Setting – Implement	21 700 kPa	3,147 psi
Pressure Setting – Steering	45 500 kPa	6,599 psi

## Standards

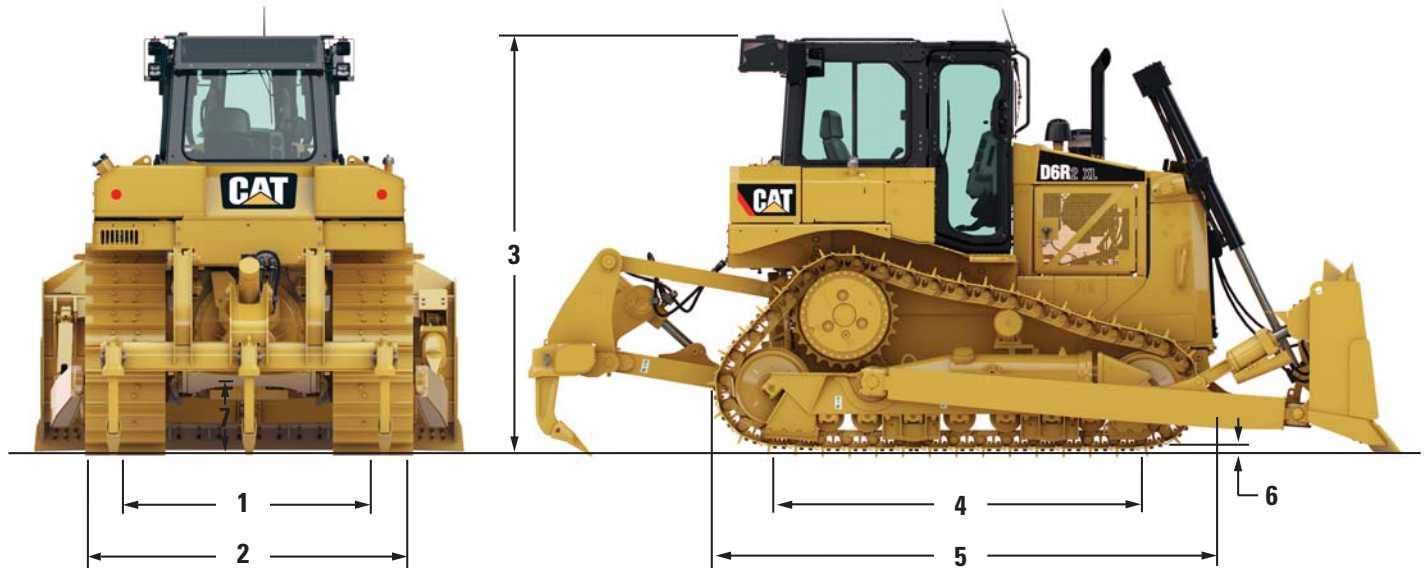
ROPS/FOPS	ROPS (Rollover Protective Structure) offered by Caterpillar meets ROPS criteria ISO 3471:2008 FOPS (Falling Object Protective Structure) meets FOPS criteria ISO 3449:2005 Level II
Brakes	Brakes meet the standard ISO 10265:2008
Cab	Meets appropriate standards as listed below

- The operator sound pressure measured according to the procedures specified in ISO 6396:2008 is 80 dB(A), for a cab by Caterpillar, when properly installed and maintained and tested with the doors and windows closed.
- Hearing protection may be needed when operating with an open operator station and cab (when not properly maintained or doors/windows open) for extended periods or in noisy environment(s).
- The exterior sound power level for the standard machine measured according to the test procedures specified in ISO 6395:2008 is 115 dB(A). The exterior sound power level for the sound suppressed machine measured according to the test procedures specified in ISO 6395:2008 is 113 dB(A).

# D6R2 Track-Type Tractor Specifications

## Dimensions

All dimensions are approximate.



	Standard		XL		LGP	
<b>1</b> Tractor Gauge	1880 mm	74.0 in	1880 mm	74.0 in	2286 mm	90.0 in
<b>2</b> Width of Tractor						
Over Trunnions	2640 mm	103.9 in	2640 mm	103.9 in	3490 mm	137.4 in
Without Trunnions (standard shoe width)	2440 mm	96.1 in	2440 mm	96.1 in	3201 mm	126.0 in
<b>3</b> Machine Height, from Tip of Grouser						
Exhaust Stack	3115 mm	122.6 in	3115 mm	122.6 in	3165 mm	124.6 in
ROPS (cab or canopy)	3216 mm	126.6 in	3216 mm	126.6 in	3266 mm	128.6 in
Sweeps	3296 mm	129.8 in	3296 mm	129.8 in	3346 mm	131.7 in
<b>4</b> Length of Track on Ground	2664 mm	104.9 in	2871 mm	113.0 in	3275 mm	128.9 in
<b>5</b> Length of Basic Tractor	3860 mm	152.0 in	3860 mm	152.0 in	4247 mm	167.2 in
With following attachments, add:						
S – Blade	1043 mm	41.1 in	N/A		1218 mm	48.0 in
SU – Blade	1235 mm	48.6 in	1472 mm	58.0 in	N/A	
A – Blade (straight)	1147 mm	45.2 in	1349 mm	53.1 in	N/A	
A – Blade (angled 25 degrees)	1983 mm	78.1 in	2185 mm	86.0 in	N/A	
Rear Drawbar	366 mm	14.4 in	366 mm	14.4 in	251 mm	9.9 in
Multi-Shank Ripper (tip at ground level)	1403 mm	55.2 in	1403 mm	55.2 in	1298 mm	51.1 in
<b>6</b> Grouser Bar Height	65 mm	2.6 in	65 mm	2.6 in	65 mm	2.6 in
<b>7</b> Ground Clearance	372 mm	14.6 in	372 mm	14.6 in	422 mm	16.6 in
<b>8</b> Drawbar Height (grouser tip to center of clevis)	576 mm	22.7 in	576 mm	22.7 in	624 mm	24.6 in

# D6R2 Track-Type Tractor Specifications

## Bulldozers

Blade	6S		6S LGP		6SU		6SU XL	
Capacity (SAE J1265)	3.99 m <sup>3</sup>	5.2 yd <sup>3</sup>	3.79 m <sup>3</sup>	5.0 yd <sup>3</sup>	5.55 m <sup>3</sup>	7.3 yd <sup>3</sup>	5.55 m <sup>3</sup>	7.3 yd <sup>3</sup>
Width	3360 mm	132.3 in	4063 mm	160.0 in	3260 mm	128.3 in	3260 mm	128.3 in
Height	1257 mm	49.5 in	1101 mm <sup>(2)</sup>	43.3 in <sup>(2)</sup>	1412 mm <sup>(3)</sup>	55.6 in <sup>(3)</sup>	1412 mm <sup>(4)(5)</sup>	55.6 in <sup>(4)(5)</sup>
Digging Depth	473 mm	18.6 in	655 mm	25.8 in	473 mm	18.6 in	459 mm	18.1 in
Ground Clearance	1104 mm	43.5 in	1083 mm	42.6 in	1104 mm	43.5 in	1195 mm	47.0 in
Maximum Tilt	765 mm	30.1 in	701 mm	27.6 in	743 mm	29.3 in	743 mm	29.3 in
Weight <sup>(1)</sup>	2251 kg	4,963 lb	2418 kg <sup>(2)</sup>	5,331 lb <sup>(2)</sup>	2333 kg <sup>(3)</sup>	5,143 lb <sup>(3)</sup>	2570 kg <sup>(4)(5)</sup>	5,666 lb <sup>(4)(5)</sup>

Blade	6A		6A XL	
Capacity (SAE J1265)	3.95 m <sup>3</sup>	5.2 yd <sup>3</sup>	3.95 m <sup>3</sup>	5.2 yd <sup>3</sup>
Width	4166 mm	164.0 in	4166 mm	164.0 in
Height	1155 mm	45.5 in	1155 mm <sup>(6)</sup>	45.5 in <sup>(6)</sup>
Digging Depth	506 mm	19.9 in	524 mm	20.6 in
Ground Clearance	1142 mm	45.0 in	1205 mm	47.4 in
Maximum Tilt	408 mm	16.1 in	408 mm	16.1 in
Weight <sup>(1)</sup>	2715 kg	5,986 lb	2625 kg <sup>(6)</sup>	5,787 lb <sup>(6)</sup>

<sup>(1)</sup> Does not include hydraulic controls but includes push-arm or C-frame, blade tilt brace and tilt cylinder where fitted.

<sup>(2)</sup> Add 242 kg (534 lb) and 603 mm (23.7 in) height for S LGP Land Fill "Trash" rack option.

<sup>(3)</sup> Add 176 kg (388 lb) and 409 mm (16.1 in) height for SU Land Clearing "Brush" rack option.

<sup>(4)</sup> Add 190 kg (419 lb) and 426 mm (16.8 in) height for 6SU XL Land Clearing "Brush" rack option.

<sup>(5)</sup> Add 245 kg (540 lb) and 650 mm (25.6 in) height for 6SU XL Land Fill "Trash" rack option.

<sup>(6)</sup> Add 228 kg (503 lb) and 545 mm (21.5 in) height for 6AXL Land Clearing "Brush" rack option.

# D6R2 Standard Equipment

## Standard Equipment

Standard equipment may vary. Consult your Cat dealer for details.

### TRACTOR CONFIGURATIONS

- D6R2
- D6R2 XL
- D6R2 LGP (Low Ground Pressure)

### POWER TRAIN

- Cat C9 ACERT turbocharged direct injection diesel engine
- Aluminum bar plate radiator
- Air cleaner, precleaner with strata tube dust ejector
- Air filter with electronic service indicator
- Aluminum bar plate Air to Air After-Cooler (ATAAC)
- Extended life coolant
- Fan, blower, direct drive
- Final drives, 3-planet single reduction planetary
- Fuel filter with water in fuel sensor/indicator
- Fuel priming pump, electric
- Muffler with mitered stack
- Parking brake, electronic
- Planetary transmission, electronic power shift 3F/3R speeds
- Prescreener
- Torque converter/divider

### UNDERCARRIAGE

- Carrier rollers, lifetime lubricated (XL and LGP models)
- Carrier roller ready (STD model)
- Equalizer bar
- Guards, end track guiding
- Idlers, lifetime lubricated
- Pivot shafts, pinned
- Sprocket rim segments, replaceable
- Track rollers, lifetime lubricated
- Track roller frames, tubular
- Track adjusters, hydraulic
- Track, heavy duty, sealed and lubricated

### ELECTRICAL

- Alarm, backup
- Alternator (115 Amp)
- Batteries, 2 maintenance free 12V (24V system)
- Converter, 12V, 10 Amp with 1 outlet
- Connector, diagnostic
- Electric start, 24V
- Horn, forward warning
- Lights, halogen (4)

### OPERATOR ENVIRONMENT

- Armrest, adjustable
- Decelerator pedal
- Differential steering tiller-bar control
- Cab, Integrated ROPS
- Caterpillar monitoring system
  - coolant temperature
  - hydraulic oil temperature
  - power train oil temperature
  - fuel level
  - engine speed, tachometer
  - service hour meter
  - system warning lamps
- Foot pads, dash mounted
- Hydraulic controls, pilot operated with electronic deactivation switch
- Mirror, rearview
- Seat, adjustable contour suspension
- Seat belt, retractable 76 mm (3 in)
- Throttle switch, electronic rotary dial

### OTHER STANDARD EQUIPMENT

- Cat Product Link ready
- Engine cover with perforated hood and side enclosures
- Front pull device
- Guards, bottom
- Radiator door, louvered
- Mounting, lift cylinder
- Lift cylinders with lines
- Hydraulics, load sensing, dozer lift and tilt
- Oil cooler, hydraulic
- Sampling ports
  - engine oil
  - engine coolant
  - power train oil
  - hydraulic oil
- Vandalism protection
  - cap locks fitted to battery box and fuel tank drain
  - provision for cap locks for fluid compartments and engine enclosures

## Optional Equipment

Optional equipment may vary. Consult your Cat dealer for details.

### POWER TRAIN

- Drains, ecology, power train
- Engine thermal shielding with water-cooled turbocharger
- Final drives, STD, XL or LGP, arctic fluids
- Final drives, XL or LGP, guarded seals
- Fuel system, heated
- Heater, engine coolant, 240V
- Oil change system, high speed
- Precleaner, raised
- Precleaner, turbine with screen
- Radiator core protector
- Radiator fan, reversible (cold weather)
- Radiator fan, ejector
- Radiator fan, increased speed (high ambient)
- Sound suppression, exterior
- Starting aid, ether
- Trash resistant radiator

### UNDERCARRIAGE

- SystemOne (XL or LGP)
- Track guiding, center (STD, XL and LGP)
- Track guiding, full length (STD, XL and LGP)
- Track shoe, 560 mm (22.0 in), Moderate Service (STD and XL)
- Track shoe, 560 mm (22.0 in), Extreme Service (STD and XL)
- Track shoe, 560 mm (22.0 in), Extreme Service with trapezoidal hole (XL)
- Track shoe, 610 mm (24 in), Moderate Service (STD and XL)
- Track shoe, 610 mm (24 in), Extreme Service, SystemOne, (XL)
- Track shoe, 610 mm (24 in), Extreme Service with trapezoidal hole (XL)
- Track shoe, 915 mm (36.0 in), Moderate Service (LGP)
- Track shoe, 915 mm (36.0 in), Extreme Service, SystemOne (LGP)
- Track shoe, 915 mm (36.0 in), Extreme Service with trapezoidal hole (LGP)
- Track shoe, 990 mm (39 in), self-cleaning (LGP)
- Waste handling/landfill (XL and LGP)

### ELECTRICAL

- Alternator, 150 Amp, heavy duty
- Alternator, 150 Amp, ducted
- Battery, heavy duty
- Lights, halogen (6)
- Lights, LED (6)
- Lights, halogen (4 – sweep)
- Lights, halogen (8 – sweep)

### OPERATOR ENVIRONMENT

- Cab, Arctic, integrated ROPS
- Canopy, integrated ROPS
- Mirror, additional
- Screen, rear, cab or canopy
- Screens, side, cab or canopy
- Screens, door/front, cab or canopy
- Suspension seat, vinyl cover with 76 mm (3 in) retractable seat belt
- Suspension seat, cloth cover with 76 mm (3 in) retractable seat belt
- Suspension seat, cloth cover, heated and ventilated with 76 mm (3 in) retractable seat belt

### TECHNOLOGY PRODUCTS

- Cat Product Link, Satellite, Pro-Series
- Cat Product Link, Cellular, Pro-Series
- Cat Product Link, Dual Mode, Pro Series and Elite Series

### OTHER ATTACHMENTS

- Drawbar, rigid
- Counterweight, rear
- Hydraulics, ripper
- Ripper, multi-shank, straight or curved shanks (3)
- Striker bar, rear (XL or LGP)
- Striker bars, front (XL or LGP)

### GUARDS

- Enclosure, engine, solid hood
- Guard, bottom, heavy duty
- Guard, fuel tank
- Guards, hydraulic blade tilt lines
- Guards, land clearing
- Guard, radiator, heavy duty
- Guard, transmission
- Sweeps, forward protection

### BULLDOZERS

- Angle, hydraulic or mechanical tilt (STD and XL)
- Angle, hydraulic or mechanical tilt, land clearing (XL)
- Semi-Universal, hydraulic tilt (STD and XL)
- Semi-Universal, hydraulic tilt, landfill (XL)
- Semi-Universal, hydraulic tilt, land clearing (STD and XL)
- Straight, hydraulic tilt (STD and LGP)
- Straight, hydraulic tilt, landfill (LGP)





For more complete information on Cat products, dealer services, and industry solutions, visit us on the web at [www.cat.com](http://www.cat.com)

AEHQ7646 (10-2015)

© 2015 Caterpillar  
All rights reserved

Materials and specifications are subject to change without notice. Featured machines in photos may include additional equipment. See your Cat dealer for available options.

CAT, CATERPILLAR, SAFETY.CAT.COM, their respective logos, "Caterpillar Yellow" and the "Power Edge" trade dress, as well as corporate and product identity used herein, are trademarks of Caterpillar and may not be used without permission.

VisionLink is a trademark of Trimble Navigation Limited, registered in the United States and in other countries.

